


FORM NO. 36

IDENTITY CARD
G.F.R. No. 1977 (Ammended)



Identity of Employee

Sign. Of Employee

(a) Factory's Name & Address :

(b) Worker's Name & Address :

(c) Date of Joining :


(d) Date Of Birth :

(e) Date of issue :

(f) Sign. Of Manager :

FORM NO. 36

IDENTITY CARD
G.F.R. No. 1977 (Ammended)



Identity of Employee

Sign. Of Employee

(a) Factory's Name & Address :

(b) Worker's Name & Address :

(c) Date of Joining :


(d) Date Of Birth :

(e) Date of issue :

(f) Sign. Of Manager :

FORM NO. 36

IDENTITY CARD
G.F.R. No. 1977 (Ammended)



Identity of Employee

Sign. Of Employee

(a) Factory's Name & Address :

(b) Worker's Name & Address :

(c) Date of Joining :

(d) Date Of Birth :

(e) Date of issue :

(f) Sign. Of Manager :